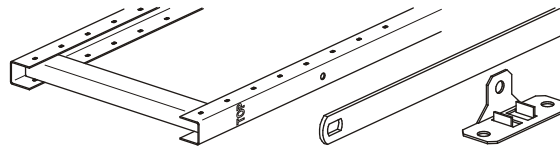


(10x) M8x14

(10x) M8

(10x)

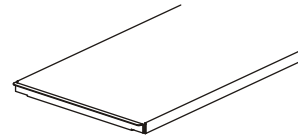
(28x)



(2x)

(4x)

(4x)



(7x)

(1x)



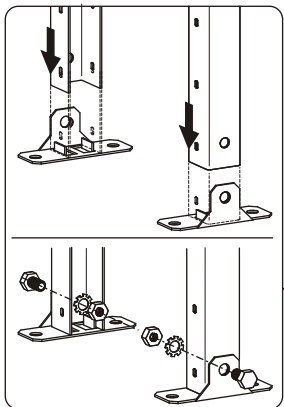
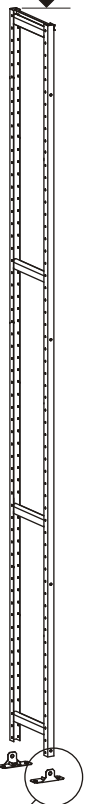
A



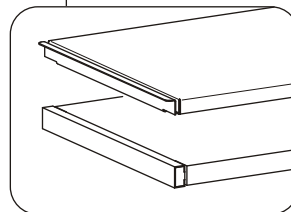
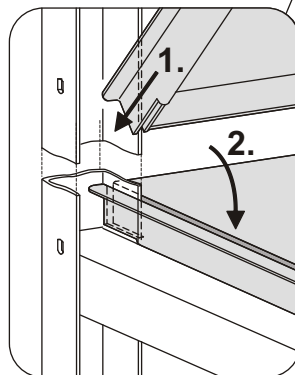
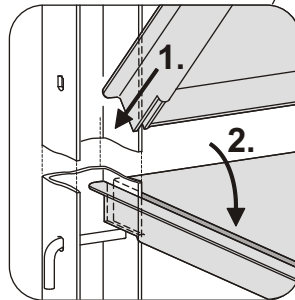
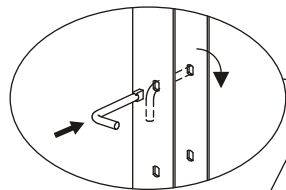
Planoflex Grund 3000

1.

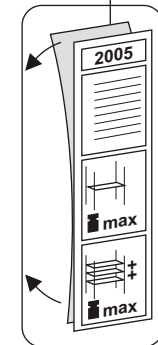
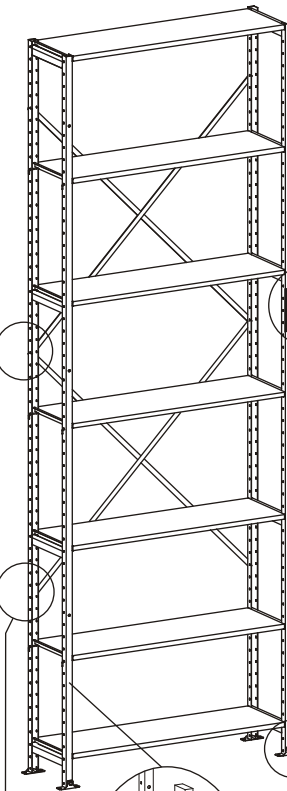
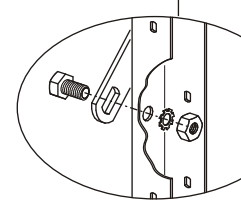
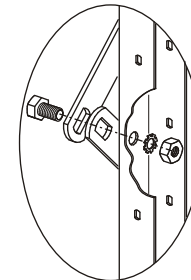
3000



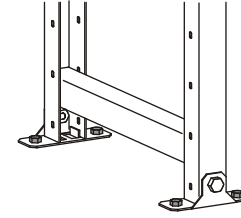
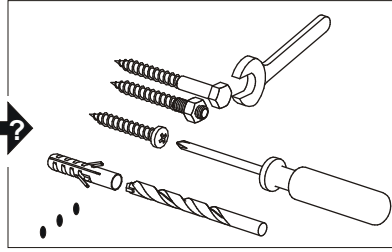
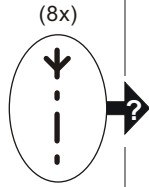
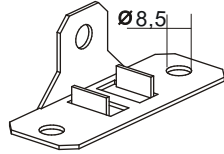
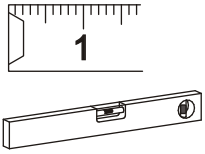
2.



3.

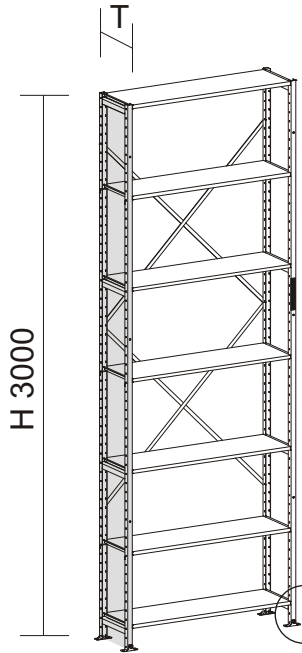


4.



Planoflex Grund 3000

4.



H 3000

Diagram illustrating the installation of the mounting bracket on a wall for a shelving unit with a height-to-width ratio  $H:T \geq 5:1$ . The diagram shows the bracket being tilted and then secured to the wall. The height (H) and width (T) dimensions are indicated. A warning icon (!) is present. The diagram also shows the bracket being secured to the wall with screws, with a warning icon (!) and a warning icon (flame and lightning bolt) indicating a fire and electrical hazard. The diagram also shows the bracket being secured to the wall with screws, with a warning icon (!) and a warning icon (flame and lightning bolt) indicating a fire and electrical hazard.

$T =$

- 300
- 400
- 500
- 600

$H:T \geq 5:1$

Diagram illustrating the installation of the mounting bracket on a wall for a shelving unit with a height-to-width ratio  $H:T < 5:1$ . The diagram shows the bracket being secured to the wall with screws. The height (H) and width (T) dimensions are indicated.

$T =$

- 700
- 800
- 1000

$H:T < 5:1$